

**DESCRIPTION**

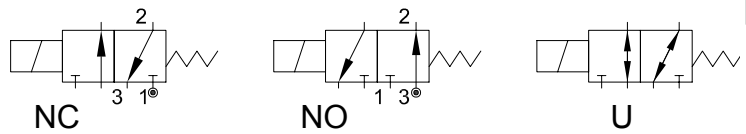
Solenoid valve 3 way in stainless steel AISI 316  
direct acting poppet type



**CONSTRUCTION**

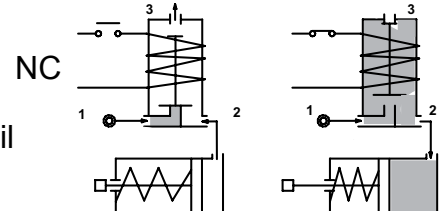
Body	AISI 316
Armature tube	AISI 316
Plunger and core	AISI 430FR
Shading ring	Silver
Spring	AISI 316
Seal material	NBR - FPM - EPDM - FFKM (Kalrez)

**3**

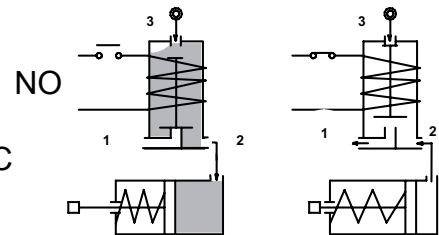


**FEATURES**

- Maximum allowable pressure PS 80bar<sup>③</sup>
- Maximum fluid viscosity 25cSt (mm<sup>2</sup>/s)
- Ambient temperature: from -10°C to +80°C according to the coil
- Universal mounting position



**OPTIONS:** Versions for use with oxygen  
c US certified coils



**ON REQUEST:** Versions for use with fluid temperature at -40°C

CODE ① ②	Connection G ISO 228	Orifice mm		Kv m <sup>3</sup> /h	Differential pressure bar			Nominal power			Coil		Seal ①	Temp. range °C
		Inlet	Exh.		Min	Max AC DC		AC Inrush	VA Holding	DC Watt	Series	Width		
<b>NC Normally closed</b>														
E370B...15///...	1/4"	1.5	2.4	0.07	0	16	16	20	15	10	2	30	NBR=B	-10 +90
E370B...20///...		2	2.4	0.11	0	13	13							
E370B...25///...		2.5	2.4	0.16	0	10	10							
<b>NO Normally open</b>														
E370B...24/S/...	1/4"	2.4	2.5	0.16	0	9	9	20	15	10	2	30	FPM=V	-10 +140
<b>U Universal</b>														
E370B...25/G/...	1/4"	2.5	2.4	0.16	0	5	4	20	15	10	2	30	FFKM=K	-10 +180

① Seal Example: E370BV15///20B FPM seal Coil 24V 50/60Hz NC  
② Coil E370BB24/S/201 NBR seal Coil 24V DC NA

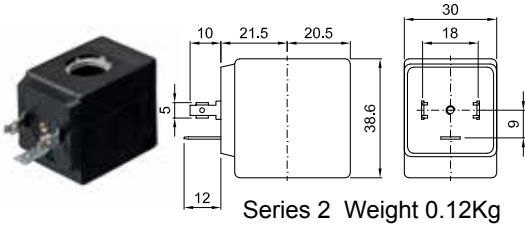
**③ REMARK**

The maximum allowable pressure PS for steam 2,5bar (gauge pressure)

COILS	Alternating Current 50/60Hz (V)							Direct Current (V)			Electrical connection	Connectors
	12	24	48	110	220 230	240	380	12	24	48		
Series 2 Width 30 Code ②	20A	20B	20C	20D	20E	20F	20G	200	201	202	DIN 43650A	PG9 CODICE 10349000

**DESCRIPTION**  
 Class F insulation  
 Voltage tolerance  
 AC +15% -10%  
 DC ± 10%  
 Protection class  
 IP65 with connector fitted  
 IP00 without connector  
 Continuous service ED100%

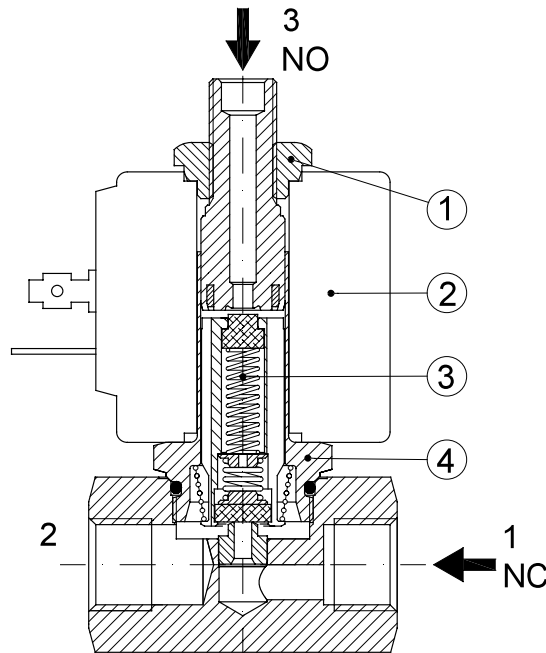
**OPTIONS**  
 Class H insulation  
 Cable attached  
 Special coil voltage  
 Special coil powers



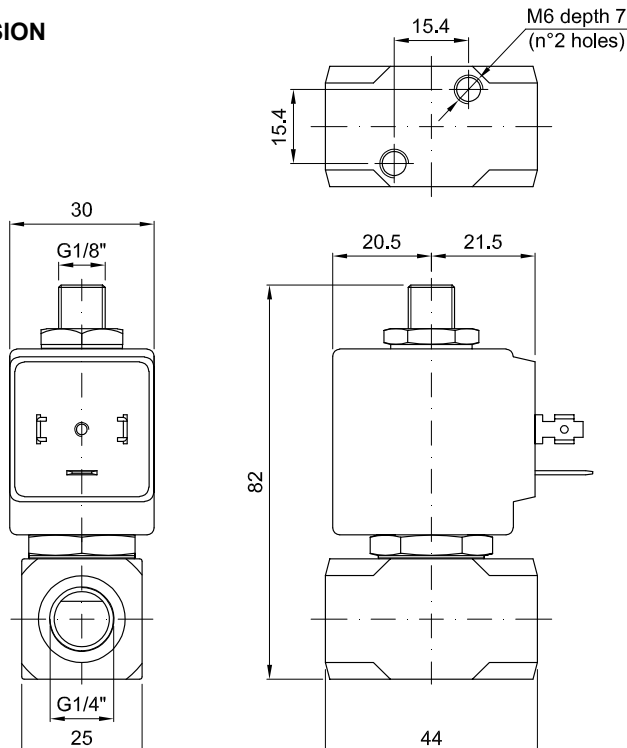
(for more details see section 8)

### SPARE PARTS LIST

1. Coil fixing nut
2. Coil
3. Plunger
4. Armature tube assembly



### OVERALL DIMENSION



Weight=0.36Kg